








Objectid	Description	Image	Thumb
1,114,736			
1,114,736			

Objectid	Description	Image	Thumb
1,114,736		 A large industrial machine, possibly a steam engine or pump, is shown in a workshop. The machine features a large, dark, spoked flywheel. A yellow generator or motor unit is attached to the front. The machine is mounted on a concrete base. In the background, there is a framed picture on the wall and various tools and equipment scattered around.	 A small thumbnail image showing the same machine from a different angle, highlighting the yellow unit and the flywheel.
1,114,736	Installation in progress, Summer 2019	 The machine is shown in a workshop, with the large flywheel prominently displayed. The machine is mounted on a concrete base. In the background, there is a window and various tools and equipment scattered around. The machine appears to be in the process of being installed or maintained.	 A small thumbnail image showing the same machine from a different angle, highlighting the large flywheel and the workshop environment.

Objectid	Description	Image	Thumb
1,114,736	Installed in the Steam Hall extension		
1,114,736	Original installation in Bath Gas Works		

Objectid	Description	Image	Thumb
1,114,736	Original installation in Bath Gas Works		
1,114,736	Original installation in Bath Gas Works	