











Objectid	Description	Image	Thumb
1,621	Control box at farm	 A large, rectangular metal control box, heavily rusted and mounted on a simple metal stand. The box is light-colored with significant brown rust. It has a few knobs or ports on its side. The background is a rough, stone wall.	 A small thumbnail image of the control box, showing its overall shape and rusted surface.
1,621	End view in-situ at the farm	 A photograph showing the control box in its operating environment. The box is at the bottom, with a green-painted engine or pump unit mounted above it. Various pipes, hoses, and electrical wires are visible. Two yellow fuel containers are on the floor. The background is a rough stone wall.	 A small thumbnail image of the end view, showing the control box and the engine/pump unit.

Objectid	Description	Image	Thumb
1,621	General view in-situ at the farm	 A large, rusted mechanical device, possibly a pump or engine, is mounted on a concrete base in a stone-walled room. The device features a large flywheel on the left and a smaller pulley on the right, connected by a belt. A long, horizontal pipe extends from the top of the engine. The entire unit is heavily corroded and sits on a rough concrete foundation. The background is a textured stone wall.	 A small thumbnail image of the same mechanical device, showing a different angle or a close-up of a component.

Objectid	Description	Image	Thumb
1,621	Installed in the Lister Room, Hall2		

Objectid	Description	Image	Thumb
1,621	Installed in the Lister Room, Hall2		
1,621	On display in Lister room, 2006		

Objectid	Description	Image	Thumb
1,621	Original tanks at the farm		
1,621	Side of the engine view in-situ at the farm		

Objectid	Description	Image	Thumb
1,621	Side view in-situ at the farm		